

# PHASE ONE ALPHABET EXPLORER

## Emily Co. Homeschool Curriculum: Introduction to Languages (Natural Flow Edition)

**Educator Note (Preoperational & Autonomy Milestones):** According to Jean Piaget's Preoperational stage, total beginners acquire language structures intuitively through dynamic symbolic play rather than rigid mechanical drilling. In alignment with Erik Erikson's focus on building Autonomy and Initiative, allow your child to choose their own crayon colors or tactile tools to trace each letter block. All layout elements flow continuously here to fit your child's natural pace.

**Instructions for the Student & Parent:** Look at the big letter block. Parents, refer to the **[Sound Key]** to model the natural phonetic sound aloud with your child. Before tracing with a crayon, have your child practice forming the letter's shape dynamically by drawing it with their finger inside a **kinetic sandbox** or molding it out of **clay/playdough**. Finally, use a large, colorful crayon to trace inside the extra-wide lines below!

### PART 1: LINEAR STROKES & EARLY SOUNDS (LETTERS A – E)

# Aa

**[Sound Key]:** Short /æ/ as in "apple" or "cat".

**VOCABULARY:** ART / ANIMAL

**Tactile Strategy:** Roll out a clay snake and bend it into a tall mountain with a bridge across the middle!

UPPERCASE TRACING BLOCK (EXTRA LARGE)



LOWERCASE TRACING BLOCK (EXTRA LARGE)



# Bb

**[Sound Key]:** Voiced /b/ as in "ball".

**VOCABULARY:** BOOK / BUS

**Tactile Strategy:** Press your thumb down into your clay or kinetic sand to form two stacked, rounded belly bumps!

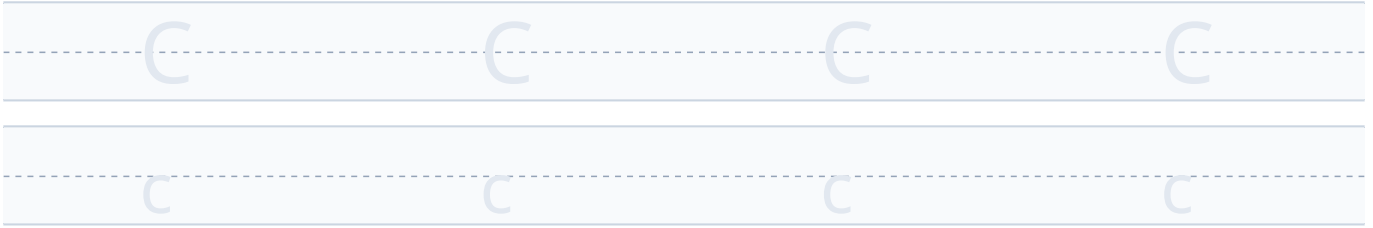


# Cc

**[Sound Key]:** Hard /k/ as in "cookie" or "car".

**VOCABULARY:** CAR / CREATION

**Tactile Strategy:** Use your index finger to scoop out a big, smooth crescent curve in your sandbox.

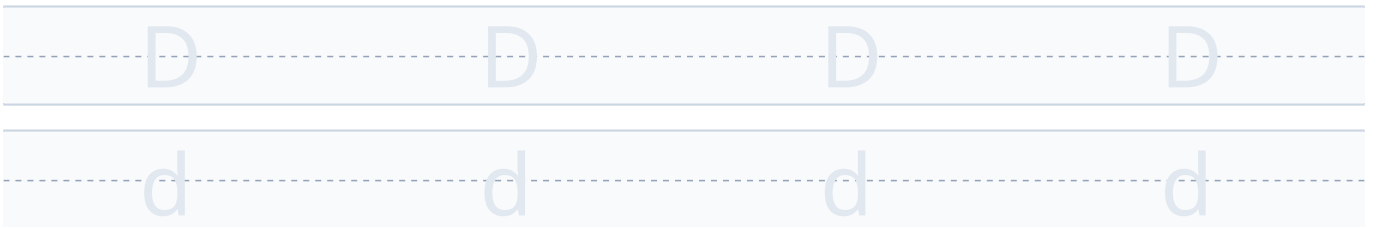


# Dd

**[Sound Key]:** Voiced /d/ as in "door" or "day".

**VOCABULARY:** DAILY / DESIGN

**Tactile Strategy:** Draw a long straight line down in the sand, then cup your hand to trace a massive shield over it.

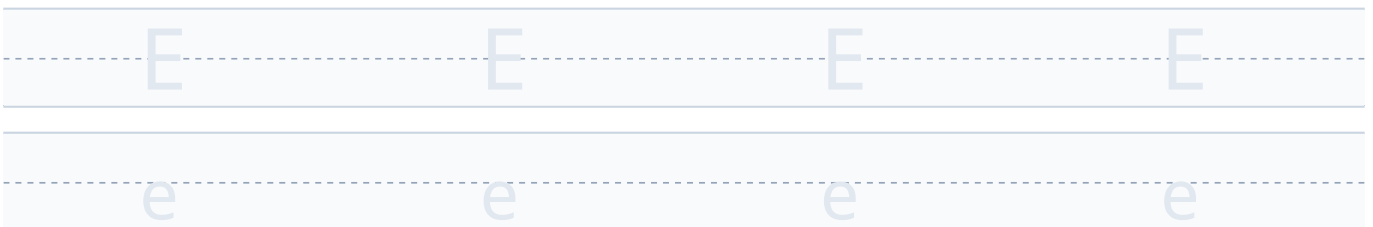


# Ee

**[Sound Key]:** Short /ɛ/ as in "egg" or "elephant".

**VOCABULARY:** EMOTION / EQUAL

**Tactile Strategy:** Shape a long clay brick, then attach three little shelf lines poking out to the right side.



### ★ INTUITIVE PLAY ACTIVITY: THE COLOR ASSOCIATION MATCH

Pick your favorite crayon color. Think of your favorite Animal or Book from the Phase One reading list (like *The Very Hungry Caterpillar*). Draw a quick picture of it in your learning journal or talk about it with your parent right now!

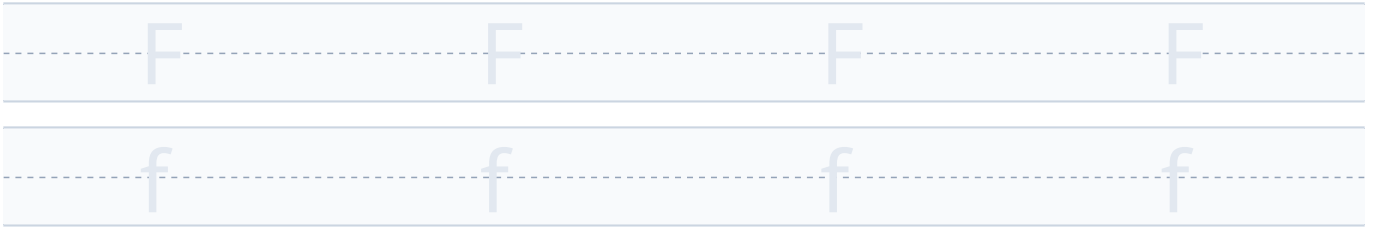
## PART 2: CURVES & INTERSECTING LINES (LETTERS F – K)

# Ff

**[Sound Key]:** Unvoiced /f/ as in "fun" or "fish".

**VOCABULARY:** FAMILY / FLOWER

**Tactile Strategy:** Just like the 'E', but leave the bottom completely open! Flat lines only at the top and middle.

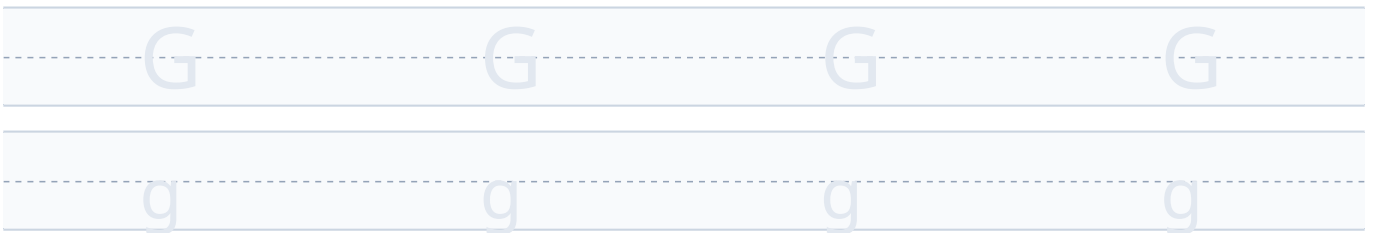


# Gg

**[Sound Key]:** Hard /g/ as in "gate" or "green". (Note: "Gentle" uses the soft variant).

**VOCABULARY:** GENTLE / GREEN

**Tactile Strategy:** Carve a deep 'C' in your sandbox, then draw a sharp little bench step moving inward!

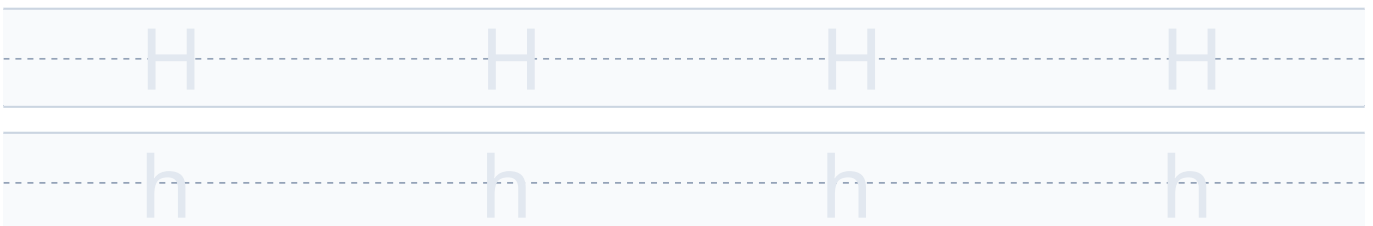


# Hh

**[Sound Key]:** Unvoiced breath /h/ as in "house" or "happy".

**VOCABULARY:** HOME / HABITS

**Tactile Strategy:** Plant two parallel clay pillars standing upright, then connect them down the middle like a ladder step!

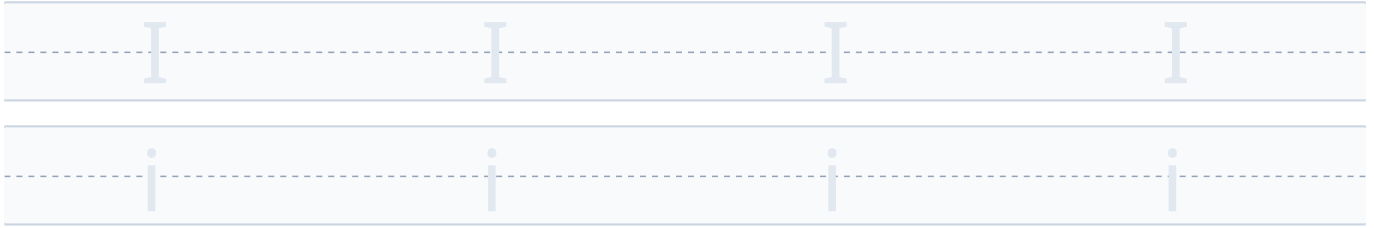


# Ii

**[Sound Key]:** Short /ɪ/ as in "igloo" or "in".

**VOCABULARY:** IDEA / INDIGO

**Tactile Strategy:** Stand one long straight stick of clay up tall, with flat caps at the base and top!

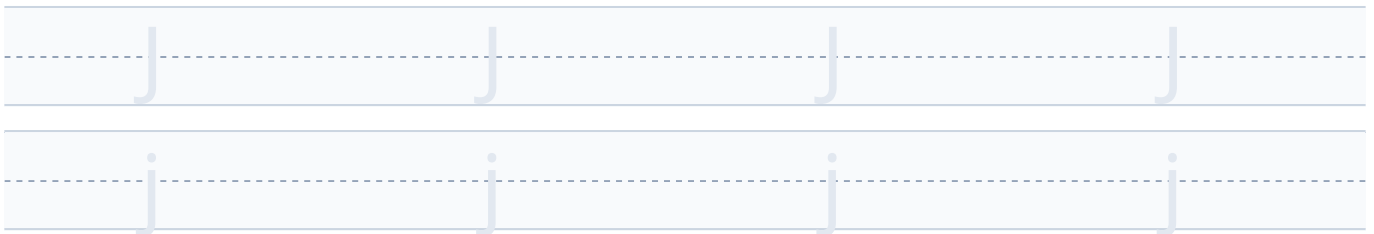


# Jj

**[Sound Key]:** Voiced /dʒ/ as in "jump" or "joy".

**VOCABULARY:** JOURNAL / JOY

**Tactile Strategy:** Swoop your finger straight down in your sand canvas and curve it up tightly to look like a fishhook!



# Kk

**[Sound Key]:** Unvoiced /k/ as in "kite" or "kind".

**VOCABULARY:** KINDNESS

**Tactile Strategy:** A tall vertical spine, with two diagonal branches meeting directly at its side like a folding tree branch.



### NATURE WALK CONNECTION

When you take your next mindful nature walk, try to spot objects shaped like letters (such as a tree branch forming a Y or a round stone forming an O). Add these observations as a doodle or voice memo to your digital learning journal portfolio.

## PART 3: FINAL COMPLEX CHARACTERS (LETTERS L – O)

# Ll

**[Sound Key]:** Voiced /l/ as in "lion" or "love".

**VOCABULARY:** LANGUAGE / LIFE

**Tactile Strategy:** Drop straight down to form a strong corner line, then step flat out to the right.



# Mm

**[Sound Key]:** Voiced nasal /m/ as in "mouth" or "music".

**VOCABULARY:** MUSIC / MYSELF

**Tactile Strategy:** Push two clay peaks high up into the air, side by side, making twin mountain peaks!

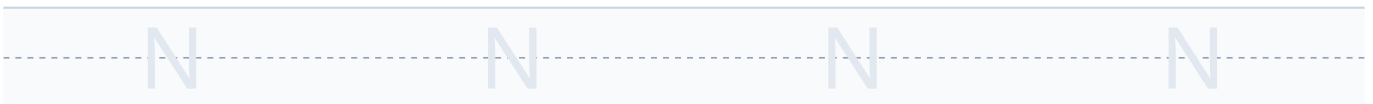


# Nn

**[Sound Key]:** Voiced nasal /n/ as in "nest" or "number".

**VOCABULARY:** NUMBER / NOVEL

**Tactile Strategy:** Form two straight side-walls out of clay, then crash a steep diagonal slide connecting the top-left to bottom-right!

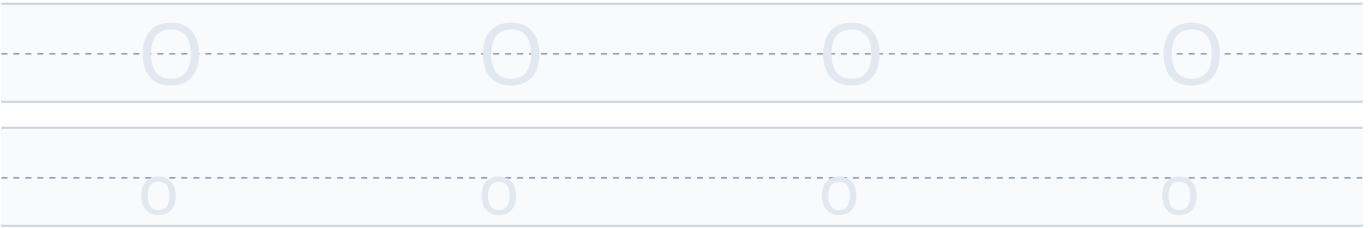


Oo

**[Sound Key]:** Short /ɒ/ as in "ox" or "hot".


**VOCABULARY: OBJECT / OUTLINE**

**Tactile Strategy:** Smoothly circle your hand around and around in the kinetic sandbox to sweep a complete, round ring!



 **CREATION STUDIO: MY FAVORITE WORD DRAWING SPACE**

Pick one word from today's list that you loved. Draw its shape below:



**CELEBRATION & LOVE LANGUAGE REWARD SESSION**

You completed the basic alphabet strokes! In the Emily Co. curriculum, learning is rewarded with autonomy and love instead of pressure.

Parents, immediately celebrate this milestone by tailoring a treat to your child's unique emotional Love Language:

- **Words of Affirmation:** Offer enthusiastic praise for their steady finger-painting or tracing accuracy.
- **Quality Time:** Spend dedicated, sweet moments re-reading their favorite illustrated Winnie the Pooh stories together.
- **Tangible Rewards:** Present a creative, fresh set of non-toxic slimes, modeling clay, or brand-new vibrant crayons to continually expand their custom home learning studio portfolio.